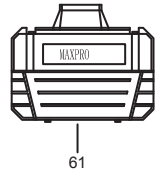
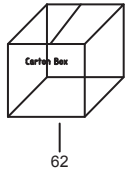
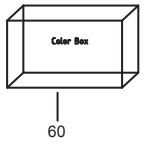


Product Name
Jig Saw
Product Code
MPJS800VLQ1
Articls Code
111-0605
Version
21-0057
Date
2021-08-13



## MPJS800VLQ1 SPARE PART LIST

PART NO.	ARTICLE CODE	DESCRIPTION	SPECIFICATION	WEARING PART	QTY REQUIRED	UNIT
1	111-0605-001	right enclosure	PA6-GF30+TPE		1	pcs
2	111-0605-002	screw ST3.9x35	ST3.9x35		2	pcs
3	111-0605-003	screw ST3.9x19	ST3.9x19		10	pcs
4	111-0605-004	base plate	Aluminum plate		1	pcs
5	111-0605-005	fixing plate	Q235-A.F 15*41.5mm		1	pcs
6	111-0605-006	adjusting screwM4X14	M4X14		2	pcs
7	111-0605-007	saw holder pin	∅6*16		1	pcs
8	111-0605-008	metal pendulum switch	∅14*6.5		1	pcs
9	111-0605-009	blade support assn	Q235-A.F		1	pcs
10	111-0605-010	roller spring	∅5.8		1	pcs
11	111-0605-011	Saw blade	105 length	√	1	pcs
12	111-0605-012	saw holder Assn	Fast loading	√	1	pcs
13	111-0605-013	holder for saw Arm	35X14X8		1	pcs
14	111-0605-014	roller	∅12X∅6X6.5		1	pcs
15	111-0605-015	big gearing	Components	√	1	pcs
16	111-0605-016	fixing ring	∅6		1	pcs
17	111-0605-017	washer	∅6		1	pcs
18	111-0605-018	needle bearing	K6X10X16		1	pcs
19	111-0605-019	balance block	5mm square		1	pcs
20	111-0605-020	lifting knife plate	53.5mm length		1	pcs
21	111-0605-021	bearing holder	54x50x28	√	1	pcs
22	111-0605-022	bearing629	629-2RS	√	1	pcs
23	111-0605-023	brush bushing	12X9X20.7		2	pcs
24	111-0605-024	brush holder	7X6.8X13.2		2	pcs
25	111-0605-025	carbon brush	5X8X12	√	1	pcs
26	111-0605-026	rotor	∅38*52mm	√	1	pcs
27	111-0605-027	bearing 607	607-2RS	√	1	pcs
28	111-0605-028	stator	∅65*52mm	√	1	pcs
29	111-0605-029	cord sleeve	PVC		1	pcs
30	111-0605-030	cord&plug	0.75		1	pcs
31	111-0605-031	screw ST3.9x14	ST3.9x14		2	pcs
32	111-0605-032	cord clamp	24x10x2		1	pcs
33	111-0605-033	connecting plate	16x38		1	pcs
34	111-0605-034	fixing ring	∅6		1	pcs
35	111-0605-035	washer	∅6		1	pcs
36	111-0605-036	finger guard	PC		1	pcs
37	111-0605-037	holder for saw Arm	24x9.5x8		1	pcs
38	111-0605-038	spring	∅1.2x∅10.5x10		1	pcs
39	111-0605-039	laser baffle	zincification		1	pcs
40	111-0605-040	laser cover	26.7x12x14		1	pcs
41	111-0605-041	plastic screwM3*5	M3*5		1	pcs
42	111-0605-042	screw ST2.9x9	ST2.9x9		3	pcs

## MPJS800VLQ1 SPARE PART LIST

43	111-0605-043	laser	DC3-4.8v	v	1	pcs
44	111-0605-044	laser PCB	Components		1	pcs
45	111-0605-045	laser switch button	PA6-GF30		1	pcs
46	111-0605-046	laser switch	Components		1	pcs
47	111-0605-047	pendulum switch	PA6-GF30-45#		1	pcs
48	111-0605-048	steel ball	∅5		1	pcs
49	111-0605-049	spring	∅0.6x∅4x7		1	pcs
50	111-0605-050	PCB	Components	v	1	pcs
51	111-0605-051	switch	FA-6/2S 5E4 6(4)A	v	1	pcs
52	111-0605-052	wire terminal	HTP230		1	pcs
53	111-0605-053	left enclosure	PA6-GF30+TPE		1	pcs
54	111-0605-054	Saw blade	105	v	1	pcs
55	111-0605-055	Saw blade	105	v	1	pcs
56	111-0605-056	Hex key	3x22x60mm		1	pcs
57	111-0605-057	Gauge	246x10x3		1	pcs
58	111-0605-058	Dust extraction tube	ABS		1	pcs
59	111-0605-059	User manual			1	pcs
60	111-0605-060	Corlor box			1	pcs
61	111-0605-061	Blow case			1	pcs
62	111-0605-062	Carton box			0.17	pcs
63	111-0605-063	Nameplate			1	pcs
64	111-0605-064	Rating label			1	pcs
65	111-0605-065	Rotor assembly			1	pcs
66	111-0605-066	saw holder assembly			1	pcs

### Assemble

PART NO.	ARTICLE CODE	DESCRIPTION	SPECIFICATION	WEARING PART	QTY REQUIRED	UNIT
<b>65</b>	<b>111-0605-065</b>	<b>Gear housing assembly</b>			<b>1</b>	<b>set</b>
26	111-0605-026	rotor	∅38*52mm	v	1	pcs
27	111-0605-027	bearing 607	607-2RS	v	1	pcs
<b>66</b>	<b>111-0605-066</b>	<b>saw holder assembly</b>			<b>1</b>	<b>pcs</b>
12	111-0605-012	saw holder Assn	Fast loading	v	1	pcs
13	111-0605-013	holder for saw Arm	35X14X8		1	pcs
37	111-0605-037	holder for saw Arm	24x9.5x8		1	pcs